




Chomp,  
chomp,  
slurp...

# HOW TO DRAW ROVER


Get your doodle on!

- 1.) Big oval for a big head!  
Place eyelines.




Don't forget to use a pencil, so you can erase mistakes!

- 2.) Add ear and eyes.



- 3.) Add back of neck, other ear, snout, and nose.



4.) Add mouth,  
eyebrows, and snout  
detail (whiskers).

5.) Now add jawline  
and chin.



6.) Teeth!  
More fur!